



66

TOTAL ACTIVE PROJECTS

22

PROJECTS GENERATED
since October 1, 2025

2

New Client Visits
since October 1, 2025

7

Total Client Visits
since October 1, 2025

16

New Client Visits
Year to Date

35

Total Client Visits
Year to Date

131

Projects Generated in 2025

128

Projects Generated in 2024

Project Announcements Since Jan. 1, 2017

- Amazon
- Booz Allen Hamilton
- CACI
- Cambridge Lee Industries, LLC
- Campbell Soup (NFI)
- Cargill
- ChenMed
- D-Bat
- eClerx
- Fort Bragg Research Institute
- Goodyear
- Horne Brothers Construction, Inc.
- Le Bleu Central Distributors
- Metronet

\$1,384,600,000

5,122 Jobs

- NVR, Inc.
- Phillip's Towing Service
- Plateau Group
- Project Aero
- Rollease Acmeda
- STS of Fayetteville
- Wahconah Tactical
- We Pack
- Yeadon Domes

Project Origin



Domestic

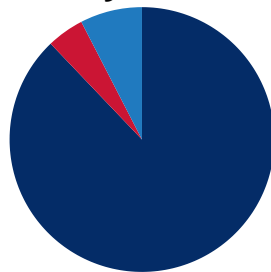


International



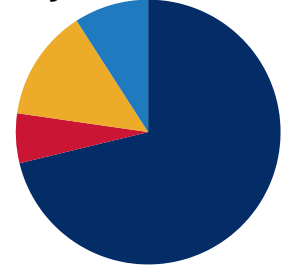
Unknown

Projects by Industry Sector



- Manufacturing (87.9%)
- Defense (0%)
- Distribution (4.5%)
- Service (7.6%)

Projects by Referral Source



- State (71.2%)
- Direct (13.6%)
- Broker (6.1%)
- Other (9.1%)

PROJECT
STATS



673 mil

Avg. Cap-X
per project



226

Avg. Jobs
per project



118

Avg. AC
per project



180k

Avg. SF
per project

Cumberland County

Civilian Labor Force



129,791 **131,692**

Aug 2025 Aug 2024

Unemployment Rate



5.2% **5%**

Aug 2025 Aug 2024

State of North Carolina

Unemployment Total



194,915

Aug 2025

Unemployment Rate



3.7% **3.7%**

Aug 2025 Aug 2024

 **Civilian Labor Force:** The number of people who are working or actively seeking employment

 **Total Employment:** The number of people who are employed

 **Unemployment Rate:** The number of unemployed people as a percentage of labor force

Metro MSA Total Employment

1,788 less people working in August, 2025 than in the previous month

2,317 less people working in August, 2025 than in the same period one year ago



MID-CAROLINA WORKFORCE REGION

Cumberland, Harnett, Montgomery, Moore, and Sampson Counties



Total Employment



254,425

Civilian Labor Force



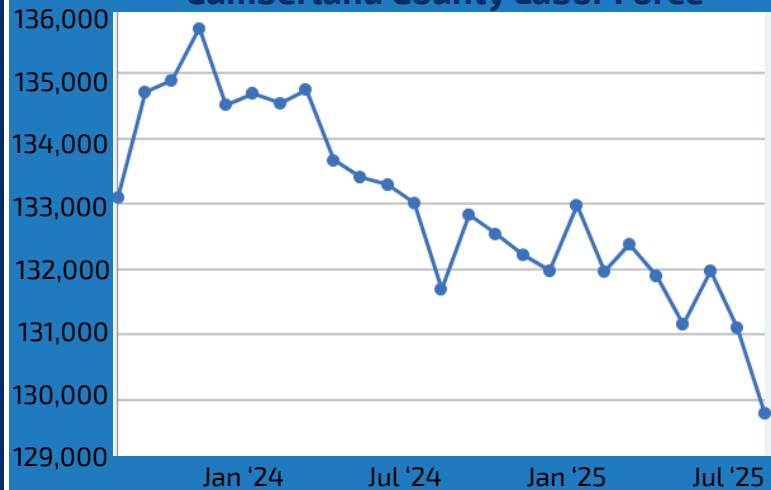
266,908

Aug 2025

270,558

Aug 2024

Cumberland County Labor Force



Cumberland County Unemployment Rate

