



89

TOTAL ACTIVE PROJECTS

17

PROJECTS GENERATED
since February 1, 2026

3

New Client Visits
since February 1, 2026

4

Total Client Visits
since February 1, 2026

7

New Client Visits
Year to Date

10

Total Client Visits
Year to Date

33

Projects Generated in 2026

150

Projects Generated in 2025

Project Announcements Since Jan. 1, 2017

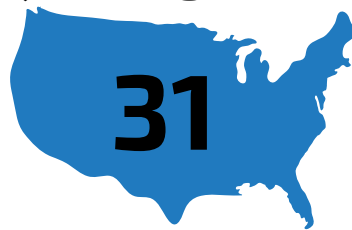
- Amazon
- Booz Allen Hamilton
- CACI
- Cambridge Lee Industries, LLC
- Campbell Soup (NFI)
- Cargill
- ChenMed
- D-Bat
- eClerx
- Fort Bragg Research Institute
- Goodyear
- Horne Brothers Construction, Inc.
- Le Bleu Central Distributors
- Metronet

\$1,384,600,000

5,122 Jobs

- NVR, Inc.
- Phillip's Towing Service
- Plateau Group
- Project Aero
- Rollease Acmeda
- STS of Fayetteville
- Wahconah Tactical
- We Pack
- Yeadon Domes

Project Origin



Domestic

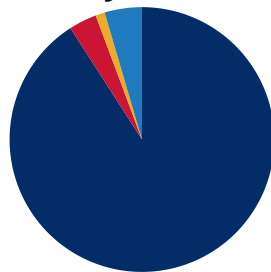


International



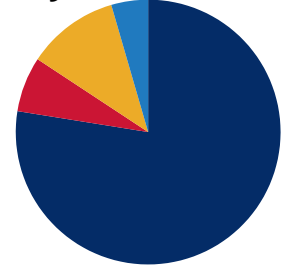
Unknown

Projects by Industry Sector



- Manufacturing (90.9%)
- Defense (1.1%)
- Distribution (3.4%)
- Service (4.5%)

Projects by Referral Source



- State (77.5%)
- Direct (11.2%)
- Broker (6.7%)
- Other (4.5%)

PROJECT STATS



757 mil
Avg. Cap-X
per project



265
Avg. Jobs
per project



127
Avg. AC
per project



242k
Avg. SF
per project

Cumberland County

Civilian Labor Force



130,027 **131,977**

Dec 2025 Dec 2024

Unemployment Rate



4.3% **4.2%**

Dec 2025 Dec 2024

State of North Carolina

Unemployment Total



204,751

Dec 2025

Unemployment Rate



3.9% **3.7%**

Dec 2025 Dec 2024

 **Civilian Labor Force:** The number of people who are working or actively seeking employment

 **Total Employment:** The number of people who are employed

 **Unemployment Rate:** The number of unemployed people as a percentage of labor force

Metro MSA Total Employment

755 more people working in December, 2025 than in the previous month

2,339 less people working in December, 2025 than in the same period one year ago



143,932

MID-CAROLINA WORKFORCE REGION

Cumberland, Harnett, Montgomery, Moore, and Sampson Counties



Total Employment



256,784

Civilian Labor Force



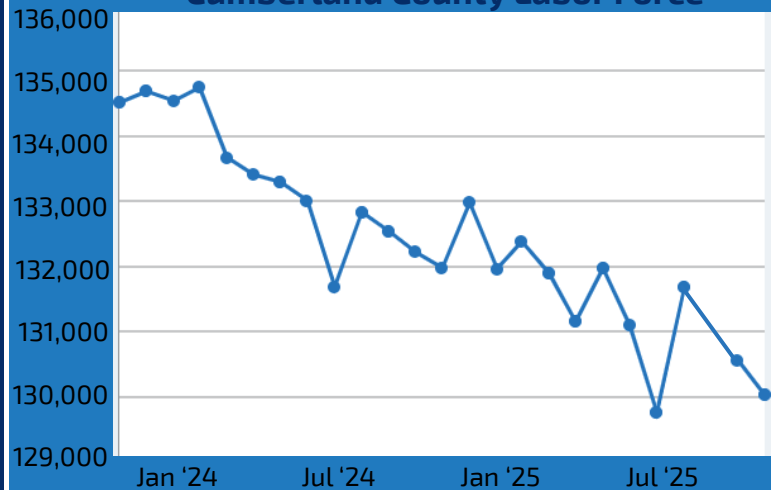
267,275

Dec 2025

268,828

Dec 2024

Cumberland County Labor Force



Cumberland County Unemployment Rate

