



73

TOTAL ACTIVE PROJECTS

22

PROJECTS GENERATED
since March 1, 2026

1

New Client Visits
since March 1, 2026

3

Total Client Visits
since March 1, 2026

7

New Client Visits
Year to Date

12

Total Client Visits
Year to Date

47

Projects Generated in 2026

150

Projects Generated in 2025

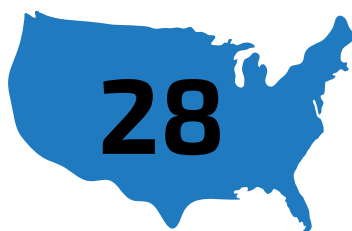
Project Numbers Since 2017

\$1,384,600,000

5,122 Jobs

COMPANY	ANNOUNCED	CAPITAL \$	JOBS	STATUS
Yeadon Domes	2025	\$4.6 Million	72	Positive Progress
Rollease Acmeda	2025	\$10 Million	50	Operational
Myron Promos	2025	\$1 Million	40	Operational
Project Aero	2024	\$867 Million	300	Positive Progress
STS of Fayetteville	2024	\$2 Million	2	Operational
Amazon	'24, '22, '21	\$140 Million	1,750	Operational
D-Bat	2024	\$1.2 Million	10	Operational
NVR	2022	\$25 Million	189	Operational

Project Origin



Domestic

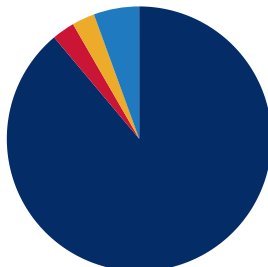


International



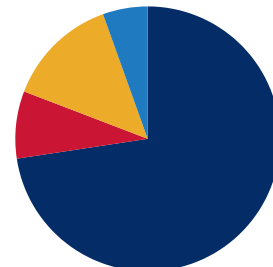
Unknown

Projects by Industry Sector



● Manufacturing (88.9%)
 ● Defense (2.8%)
 ● Distribution (2.8%)
 ● Service (5.6%)

Projects by Referral Source



● State (72.6%)
 ● Direct (13.7%)
 ● Broker (8.2%)
 ● Other (5.5%)

PROJECT
STATS



488 mil
Avg. Cap-X



263
Avg. Jobs



136
Avg. AC



222k
Avg. SF

Cumberland County

Civilian Labor Force



129,345 **132,980**

Jan 2026 Jan 2025

Unemployment Rate



5.1% **4.9%**

Jan 2026 Jan 2025

State of North Carolina

Unemployment Total



203,481

Jan 2026

Unemployment Rate



3.8% **3.8%**

Jan 2026 Jan 2025

Civilian Labor Force: The number of people who are working or actively seeking employment

Total Employment: The number of people who are employed

Unemployment Rate: The number of unemployed people as a percentage of labor force

Metro MSA Total Employment

1,610 less people working in January 2026 than in the previous month

3,931 less people working in January 2026 than in the same period one year ago



MID-CAROLINA WORKFORCE REGION

Cumberland, Harnett, Montgomery, Moore, and Sampson Counties



Total Employment



257,921

Civilian Labor Force



270,180

Jan 2026

262,617

Jan 2025

Cumberland County Labor Force



Cumberland County Unemployment Rate

