



96

TOTAL ACTIVE PROJECTS

25

PROJECTS GENERATED
since December 1, 2026

7

New Client Visits
since December 1, 2025

9

Total Client Visits
since December 1, 2025

3

New Client Visits
Year to Date

4

Total Client Visits
Year to Date

148

Projects Generated in 2025

128

Projects Generated in 2024

Project Announcements Since Jan. 1, 2017

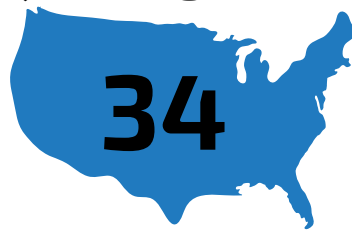
Amazon
Booz Allen Hamilton
CACI
Cambridge Lee Industries, LLC
Campbell Soup (NFI)
Cargill
ChenMed
D-Bat
eClerx
Fort Bragg Research Institute
Goodyear
Horne Brothers Construction, Inc.
Le Bleu Central Distributors
Metronet

\$1,384,600,000

5,122 Jobs

NVR, Inc.
Phillip's Towing Service
Plateau Group
Project Aero
Rollease Acmeda
STS of Fayetteville
Wahconah Tactical
We Pack
Yeadon Domes

Project Origin



Domestic

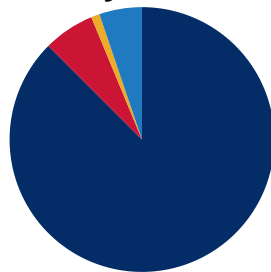


International



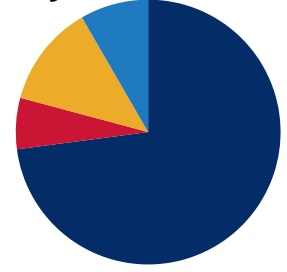
Unknown

Projects by Industry Sector



● Manufacturing (87.5%)
 ● Defense (1%)
 ● Distribution (6.3%)
 ● Service (5.2%)

Projects by Referral Source



● State (72.9%)
 ● Direct (12.5%)
 ● Broker (6.3%)
 ● Other (8.3%)

PROJECT
STATS



657 mil

Avg. Cap-X
per project



225

Avg. Jobs
per project



108

Avg. AC
per project



193k

Avg. SF
per project

Cumberland County

Civilian Labor Force



130,485 **132,220**

Nov 2025

Nov 2024

Unemployment Rate



5.1% **4.5%**

Nov 2025

Nov 2024

State of North Carolina

Unemployment Total



203,769

Nov 2025

Unemployment Rate



3.8% **3.7%**

Nov 2025

Nov 2024



Civilian Labor Force: The number of people who are working or actively seeking employment



Total Employment: The number of people who are employed



Unemployment Rate: The number of unemployed people as a percentage of labor force

Metro MSA Total Employment

2,004 less people working in November, 2025 than in the previous month

2,946 less people working in November, 2025 than in the same period one year ago



145,155

MID-CAROLINA WORKFORCE REGION

Cumberland, Harnett, Montgomery, Moore, and Sampson Counties



Total Employment



255,540

Civilian Labor Force



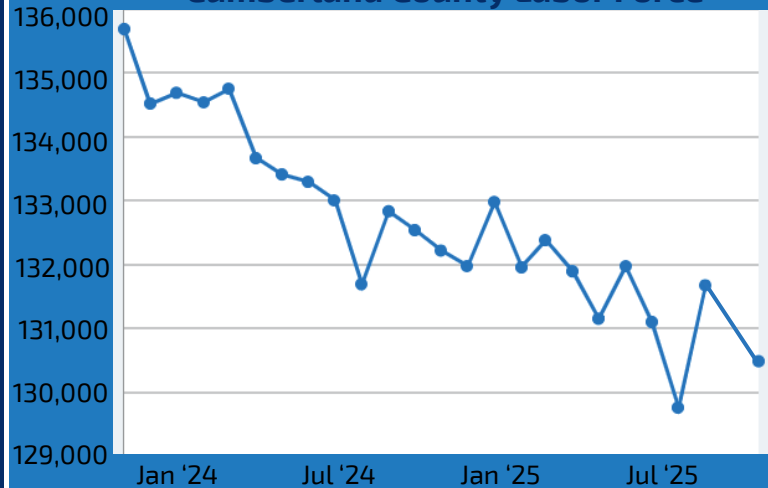
255,540

Nov 2025

259,305

Nov 2024

Cumberland County Labor Force



Cumberland County Unemployment Rate

