



# 84

TOTAL ACTIVE PROJECTS

# 25

PROJECTS GENERATED  
since November 1, 2025

# 4

New Client Visits  
since November 1, 2025

# 6

Total Client Visits  
since November 1, 2025

# 20

New Client Visits  
Year to Date

# 40

Total Client Visits  
Year to Date

# 148

Projects Generated in 2025

# 128

Projects Generated in 2024

## Project Announcements Since Jan. 1, 2017

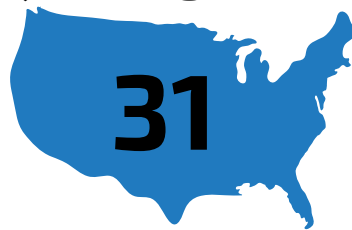
- Amazon
- Booz Allen Hamilton
- CACI
- Cambridge Lee Industries, LLC
- Campbell Soup (NFI)
- Cargill
- ChenMed
- D-Bat
- eClerx
- Fort Bragg Research Institute
- Goodyear
- Horne Brothers Construction, Inc.
- Le Bleu Central Distributors
- Metronet

# \$1,384,600,000

# 5,122 Jobs

- NVR, Inc.
- Phillip's Towing Service
- Plateau Group
- Project Aero
- Rollease Acmeda
- STS of Fayetteville
- Wahconah Tactical
- We Pack
- Yeadon Domes

## Project Origin



Domestic

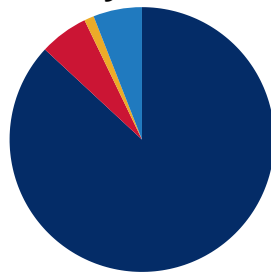


International



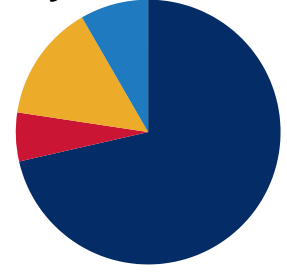
Unknown

## Projects by Industry Sector



- Manufacturing (86.9%)
- Defense (1.2%)
- Distribution (6%)
- Service (6%)

## Projects by Referral Source



- State (71.4%)
- Direct (14.3%)
- Broker (6%)
- Other (8.3%)

PROJECT  
STATS



**741 mil**  
Avg. Cap-X  
per project



**215**  
Avg. Jobs  
per project



**116**  
Avg. AC  
per project



**178k**  
Avg. SF  
per project

## Cumberland County

Civilian Labor Force



**131,676**   **132,835**

Sept 2025   Sept 2024

Unemployment Rate



**4.7%**   **4.2%**

Sept 2025   Sept 2024

## State of North Carolina

Unemployment Total



**194,915**

Sept 2025

Unemployment Rate



**3.7%**   **3.7%**

Sept 2025   Sept 2024

 **Civilian Labor Force:** The number of people who are working or actively seeking employment

 **Total Employment:** The number of people who are employed

 **Unemployment Rate:** The number of unemployed people as a percentage of labor force

## Metro MSA Total Employment

**2,791 more people working in September, 2025** than in the previous month

**2,052 less people working in September, 2025** than in the same period one year ago



**145,155**

## MID-CAROLINA WORKFORCE REGION

Cumberland, Harnett, Montgomery, Moore, and Sampson Counties



Total Employment



**258,092**

Civilian Labor Force



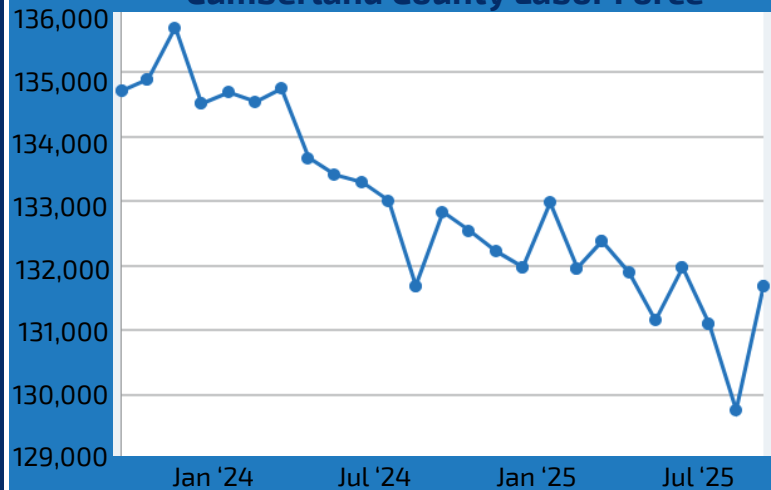
**269,502**

Sept 2025

**272,977**

Sept 2024

Cumberland County Labor Force



Cumberland County Unemployment Rate

