



# 78

TOTAL ACTIVE PROJECTS

# 12

PROJECTS GENERATED  
since September 1, 2025

# 1

New Client Visits  
since September 1, 2025

# 6

Total Client Visits  
since September 1, 2025

# 15

New Client Visits  
Year to Date

# 31

Total Client Visits  
Year to Date

# 118

Projects Generated in 2025

# 128

Projects Generated in 2024

## Project Announcements Since Jan. 1, 2017

Amazon  
Booz Allen Hamilton  
CACI  
Cambridge Lee Industries, LLC  
Campbell Soup (NFI)  
Cargill  
ChenMed  
D-Bat  
eClerx  
Fort Bragg Research Institute  
Goodyear  
Horne Brothers Construction, Inc.  
Le Bleu Central Distributors  
Metronet

# \$1,384,600,000

# 5,122 Jobs

NVR, Inc.  
Phillip's Towing Service  
Plateau Group  
Project Aero  
Rollease Acmeda  
STS of Fayetteville  
Wahconah Tactical  
We Pack  
Yeadon Domes

## Project Origin



Domestic

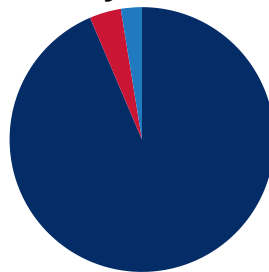


International



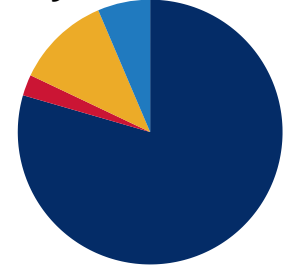
Unknown

## Projects by Industry Sector



● Manufacturing (93.6%) 
 ● Defense (0%)  
● Distribution (3.8%) 
 ● Service (2.6%)

## Projects by Referral Source



● State (79.5%) 
 ● Direct (11.5%)  
● Broker (2.6%) 
 ● Other (6.4%)

PROJECT  
STATS



# 570 mil

Avg. Cap-X  
per project



# 349

Avg. Jobs  
per project



# 118

Avg. AC  
per project



# 195k

Avg. SF  
per project

## Cumberland County

Civilian Labor Force



**129,791**   **131,692**

Aug 2025   Aug 2024

Unemployment Rate



**5.2%**   **5%**

Aug 2025   Aug 2024

## State of North Carolina

Unemployment Total



**194,915**

Aug 2025

Unemployment Rate



**3.7%**   **3.7%**

Aug 2025   Aug 2024

 **Civilian Labor Force:** The number of people who are working or actively seeking employment

 **Total Employment:** The number of people who are employed

 **Unemployment Rate:** The number of unemployed people as a percentage of labor force

## Metro MSA Total Employment

**1,788 less people working in August, 2025** than in the previous month

**2,317 less people working in August, 2025** than in the same period one year ago



## MID-CAROLINA WORKFORCE REGION

Cumberland, Harnett, Montgomery, Moore, and Sampson Counties



Total Employment



**254,425**

Civilian Labor Force



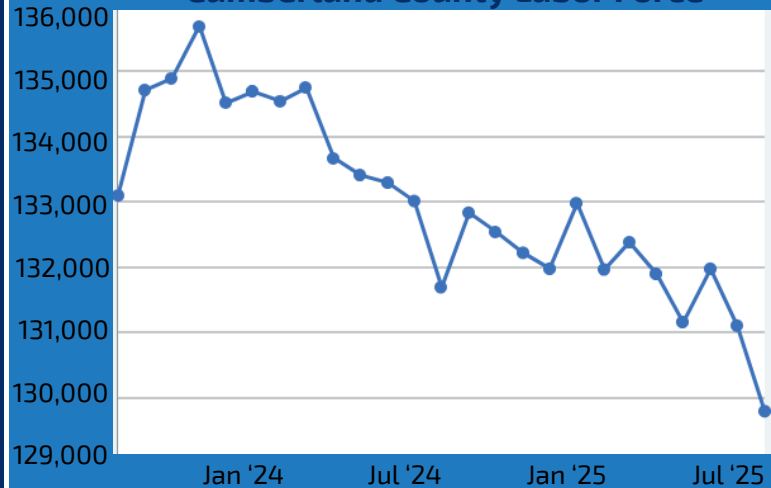
**266,908**

Aug 2025

**270,558**

Aug 2024

Cumberland County Labor Force



Cumberland County Unemployment Rate

