



# 83

TOTAL ACTIVE PROJECTS

# 20

PROJECTS GENERATED  
since May 2025

# 3

New Client Visits  
since May 2025

# 4

Total Client Visits  
since May 2025

# 8

New Client Visits  
Year to Date

# 16

Total Client Visits  
Year to Date

## Project Announcements Since Jan. 1, 2017

- Amazon
- Booz Allen Hamilton
- CACI
- Cambridge Lee Industries, LLC
- Campbell Soup (NFI)
- Cargill
- ChenMed
- D-Bat
- eClerx
- Fort Bragg Research Institute
- Goodyear
- Horne Brothers Construction, Inc.
- Le Bleu Central Distributors
- Metronet

# \$1,374,600,000

# 5,072 Jobs

- NVR, Inc.
- Phillip's Towing Service
- Plateau Group
- Project Aero
- STS of Fayetteville
- Wahconah Tactical
- We Pack
- Yeadon Domes

## Project Origin



Domestic

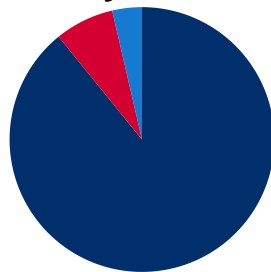


International



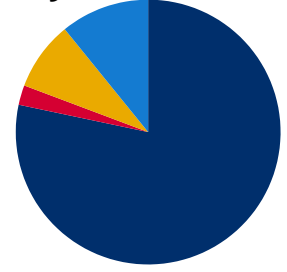
Unknown

## Projects by Industry Sector



- Manufacturing (89.2%)
- Distribution (7.2%)
- Service (3.6%)
- Defense (0%)

## Projects by Referral Source



- State (78.3%)
- Other (10.9%)
- Direct (8.4%)
- Broker (2.4%)

**74**  
Projects Generated in 2025

**128**  
Projects Generated in 2024

**PROJECT  
STATS**



**543 mil**  
Avg. Cap-X  
per project



**358**  
Avg. Jobs  
per project



**66**  
Avg. AC  
per project



**209k**  
Avg. SF  
per project

## Cumberland County

Civilian Labor Force



**131,220**

May 2025

**133,412**

May 2024

Unemployment Rate



**4.7%**

May 2025

**4.3%**

May 2024

## State of North Carolina

Unemployment Total



**196,576**

May 2025

Unemployment Rate



**3.7%**

May 2025

**3.6%**

May 2024



**Civilian Labor Force:** The number of people who are working or actively seeking employment



**Total Employment:** The number of people who are employed



**Unemployment Rate:** The number of unemployed people as a percentage of labor force

## Metro MSA Total Employment

**1,297 less people working in May, 2025** than in the previous month

**2,957 less people working in May, 2025** than in the same period one year ago



**144,745**

## MID-CAROLINA WORKFORCE REGION

Cumberland, Harnett, Montgomery, Moore, and Sampson Counties



Total Employment



**258,697**

Civilian Labor Force



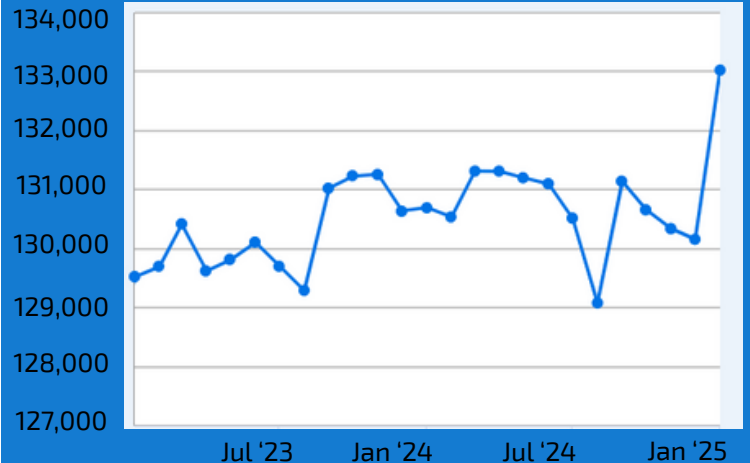
**269,948**

May 2025

**270,102**

Apr. 2024

## Cumberland County Labor Force



## Cumberland County Unemployment Rate

