



77

TOTAL ACTIVE PROJECTS

13

PROJECTS GENERATED  
since April 2025

0

New Client Visits  
since April 2025

2

Total Client Visits  
since April 2025

5

New Client Visits  
Year to Date

12

Total Client Visits  
Year to Date

54

Projects Generated in 2025

128

Projects Generated in 2024

## Project Announcements Since Jan. 1, 2017

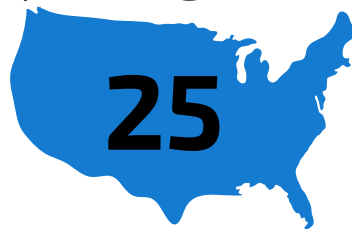
Amazon  
Booz Allen Hamilton  
CACI  
Cambridge Lee Industries, LLC  
Campbell Soup (NFI)  
Cargill  
ChenMed  
D-Bat  
eClerx  
Fort Bragg Research Institute  
Goodyear  
Horne Brothers Construction, Inc.  
Le Bleu Central Distributors  
Metronet

**\$1,374,600,000**

**5,072 Jobs**

NVR, Inc.  
Phillip's Towing Service  
Plateau Group  
Project Aero  
STS of Fayetteville  
Wahconah Tactical  
We Pack  
Yeadon Domes

## Project Origin



Domestic

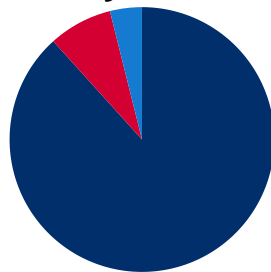


International



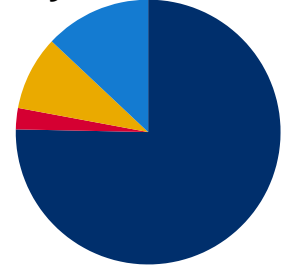
Unknown

## Projects by Industry Sector



● Manufacturing (88.3%) 
 ● Defense (0%) 
 ● Distribution (7.8%) 
 ● Service (3.9%)

## Projects by Referral Source



● State (75.3%) 
 ● Direct (7.8%) 
 ● Broker (2.6%) 
 ● Other (14.3%)

**PROJECT  
STATS**



**554 mil**  
Avg. Cap-X  
per project



**264**  
Avg. Jobs  
per project



**56**  
Avg. AC  
per project



**205k**  
Avg. SF  
per project

## Cumberland County

Civilian Labor Force      Unemployment Rate



**132,476**   **134,747**   **4.6%**   **4.5%**  
Mar. 2025   Mar. 2024   Mar., 2025   Mar. 2024

## State of North Carolina

Unemployment Total      Unemployment Rate



**195,233**      **3.7%**      **3.5%**  
Mar. 2025      Mar. 2025      Mar. 2024

 **Civilian Labor Force:** The number of people who are working or actively seeking employment

 **Total Employment:** The number of people who are employed

 **Unemployment Rate:** The number of unemployed people as a percentage of labor force

## Metro MSA Total Employment

**630 more people working in March 2025** than in the previous month

**2,033 less people working in March 2025** than in the same period one year ago



## MID-CAROLINA WORKFORCE REGION

Cumberland, Harnett, Montgomery, Moore, and Sampson Counties



Total Employment



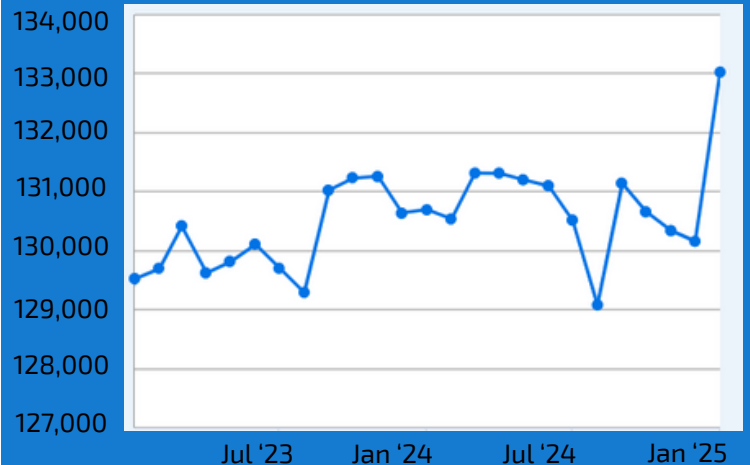
**261,048**

Civilian Labor Force



**272,268**      **272,610**  
Mar. 2025      Mar. 2024

## Cumberland County Labor Force



## Cumberland County Unemployment Rate

