



77

TOTAL ACTIVE PROJECTS

15

PROJECTS GENERATED
since March 2025

2

New Client Visits
since March 2025

4

Total Client Visits
since March 2025

5

New Client Visits
Year to Date

10

Total Client Visits
Year to Date

41

Projects Generated in 2025

128

Projects Generated in 2024

Project Announcements Since Jan. 1, 2017

Amazon
Booz Allen Hamilton
CACI
Cambridge Lee Industries, LLC
Campbell Soup (NFI)
Cargill
ChenMed
D-Bat
eClerx
Fort Bragg Research Institute
Goodyear
Horne Brothers Construction, Inc.
Le Bleu Central Distributors
Metronet

\$1,374,600,000

5,072 Jobs

NVR, Inc.
Phillip's Towing Service
Plateau Group
Project Aero
STS of Fayetteville
Wahconah Tactical
We Pack
Yeadon Domes

Project Origin



Domestic

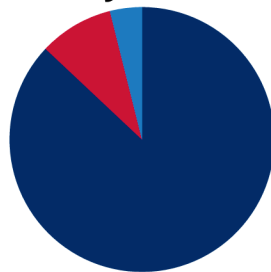


International



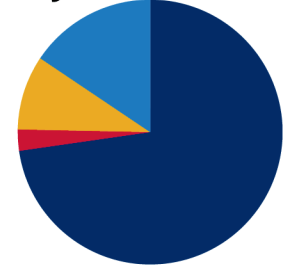
Unknown

Projects by Industry Sector



● Manufacturing (87.0%)
 ● Defense (0%)
 ● Distribution (9.1%)
 ● Service (3.9%)

Projects by Referral Source



● State (72.7%)
 ● Direct (9.0%)
 ● Broker (2.6%)
 ● Other (15.6%)

**PROJECT
STATS**



556 mil
Avg. Cap-X
per project



242
Avg. Jobs
per project



679
Avg. AC
per project



195k
Avg. SF
per project

Cumberland County

Civilian Labor Force Unemployment Rate



133,024 **130,699** **4.9%** **5.0%**
Jan. 2025 Jan. 2024 Jan. 2025 Jan. 2024

State of North Carolina

Unemployment Total Unemployment Rate



197,455 **3.7%** **3.5%**
Jan. 2025 Feb. 2025 Feb. 2024

 **Civilian Labor Force:** The number of people who are working or actively seeking employment

 **Total Employment:** The number of people who are employed

 **Unemployment Rate:** The number of unemployed people as a percentage of labor force

Metro MSA Total Employment

3,125 more people working in January 2025 than in the previous month

2,403 more people working in January 2025 than in the same period one year ago



153,813

MID-CAROLINA WORKFORCE REGION

Cumberland, Harnett, Montgomery, Moore, and Sampson Counties



Total Employment



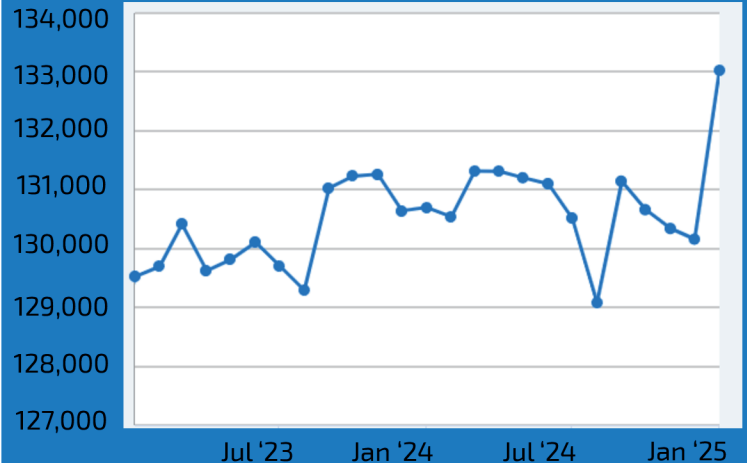
259,273

Civilian Labor Force



271,290 **269,503**
Jan. 2025 Jan. 2024

Cumberland County Labor Force



Cumberland County Unemployment Rate

