



FCEDC

FAYETTEVILLE / CUMBERLAND CO.
ECONOMIC DEVELOPMENT

PROJECT OVERVIEW

February 2025

95

TOTAL ACTIVE PROJECTS

12

PROJECTS GENERATED
since January 2025

1

New Client Visits
since January 2025

3

Total Client Visits
since January 2025

1

New Client Visits
Year to Date

3

Total Client Visits
Year to Date

12

Projects Generated in 2025

128

Projects Generated in 2024

Project Announcements Since Jan. 1, 2017

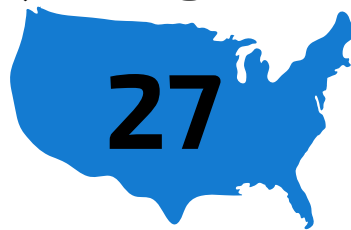
- Amazon
- Booz Allen Hamilton
- CACI
- Cambridge Lee Industries, LLC
- Campbell Soup (NFI)
- Cargill
- ChenMed
- D-Bat
- eClerx
- Fort Liberty Research Institute
- Goodyear
- Horne Brothers Construction, Inc.
- Le Bleu Central Distributors
- Metronet

\$1,370,000,000

5,000 Jobs

- NVR, Inc.
- Phillip's Towing Service
- Plan C Crypto
- Plateau Group
- Project Aero
- STS of Fayetteville
- Triple Impact Connections
- Wahconah Tactical
- We Pack

Project Origin



Domestic

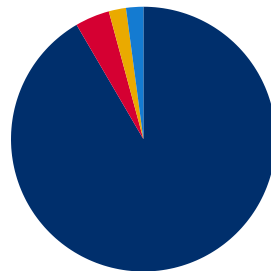


International



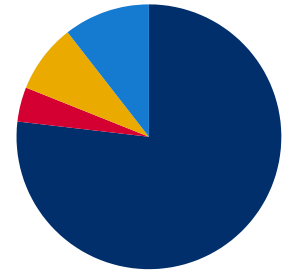
Unknown

Projects by Industry Sector



● Manufacturing (91.5%)
 ● Defense (2.1%)
 ● Distribution (4.3%)
 ● Service (2.1%)

Projects by Referral Source



● State (76.8%)
 ● Direct (8.4%)
 ● Broker (4.3%)
 ● Other (10.5%)

PROJECT
STATS



144 mil
Avg. Cap-X
per project



259
Avg. Jobs
per project



90
Avg. AC
per project



208k
Avg. SF
per project

Cumberland County

Civilian Labor Force



129,550 **127,509**

Dec. 2024 Dec. 2023

Unemployment Rate



4.4% **4.7%**

Dec. 2024 Nov. 2024

State of North Carolina

Unemployment Total



178,498

Dec. 2024

Unemployment Rate



3.7% **3.7%**

Dec. 2024 Dec. 2023



Civilian Labor Force: The number of people who are working or actively seeking employment



Total Employment: The number of people who are employed



Unemployment Rate: The number of unemployed people as a percentage of labor force

Metro MSA Total Employment

1,539 more people working in December 2024 than in the previous month

1,786 more people working in December 2024 than in the same period one year ago



149,981

MID-CAROLINA WORKFORCE REGION

Cumberland, Harnett, Montgomery, Moore, and Sampson Counties



Total Employment



265,124

Civilian Labor Force



275,125

Dec. 2024

274,810

Dec. 2023

CUMBERLAND COUNTY LABOR FORCE



CUMBERLAND COUNTY UNEMPLOYMENT RATE

