

128

PROJECTS GENERATED
in 2024

123

PROJECTS GENERATED
in 2023

Project Announcements Since Jan. 1, 2017

- Amazon
- Booz Allen Hamilton
- CACI
- Cambridge Lee Industries, LLC
- Campbell Soup (NFI)
- Cargill
- ChenMed
- D-Bat
- eClerx
- Fort Liberty Research Institute
- Goodyear
- Horne Brothers Construction, Inc.
- Le Bleu Central Distributors
- Metronet

\$1,370,000,000

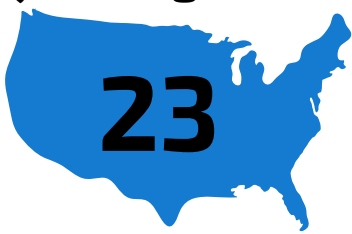
5,000 Jobs

- NVR, Inc.
- Phillip's Towing Service
- Plan C Crypto
- Plateau Group
- Project Aero
- STS of Fayetteville
- Triple Impact Connections
- Wahconah Tactical
- We Pack

88

ACTIVE PROJECTS
as of 12/31/2024

Project Origin



Domestic



International



Unknown

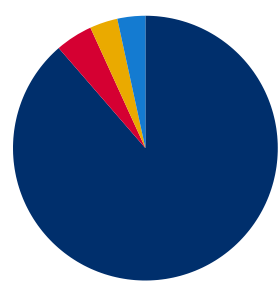
32

TOTAL CLIENT VISITS
in 2024

56

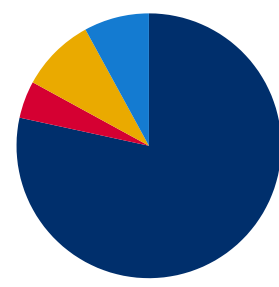
TOTAL CLIENT VISITS
in 2023

Projects by Industry Sector



- Manufacturing (88.6%)
- Defense (3.4%)
- Distribution (4.6%)
- Service (3.4%)

Projects by Referral Source



- State (78.2%)
- Direct (9.2%)
- Broker (4.6%)
- Other (8.0%)

**PROJECT
STATS**

\$
144 mil
Avg. Cap-X
per project

259
Avg. Jobs
per project

90
Avg. AC
per project

208k
Avg. SF
per project

Cumberland County

Civilian Labor Force



129,861 **130,346**

Nov. 2024 Nov. 2023

Unemployment Rate



4.7% **4.4%**

Nov. 2024 Oct. 2024

State of North Carolina

Unemployment Total



197,114

Oct. 2024

Unemployment Rate



3.7% **3.7%**

Nov. 2024 Oct. 2024



Civilian Labor Force: The number of people who are working or actively seeking employment



Total Employment: The number of people who are employed



Unemployment Rate: The number of unemployed people as a percentage of labor force

Metro MSA Total Employment

557 less people working in November 2024 than in the previous month

12,347 more people working in November than in the same period one year ago



143,442

MID-CAROLINA WORKFORCE REGION

Cumberland, Harnett,
Montgomery, Moore, and
Sampson Counties



Total Employment



253,396

Civilian Labor Force



264,580

Nov. 2024

267,238

Nov. 2023

